



## Trench Shore Rentals

3020 S. 19th Avenue  
Phoenix, AZ 85009  
(602) 253-3311

4360 E. Tennessee  
Tucson, AZ 85714  
(520) 352-3311

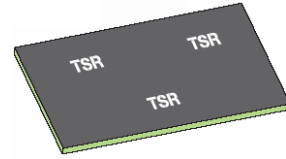
3540 Lee Blvd  
El Paso, TX 79936  
(915) 855-7100

## Trebor Shoring Rentals

663 Greenfield Drive  
El Cajon, CA 92021  
(619) 441-3330 • (800) 321-5285

**24 HOUR SERVICE - STATEWIDE**  
**- FREE JOBSITE EVALUATIONS -**

# Equipment List



### Steel Trench Boxes

Size	Weight	Size	Weight
4' x 8' x 4"	2,250 lbs	8' x 12' x 3"	5,800 lbs
4' x 10' x 4"	2,850 lbs	8' x 12' x 4"	6,000 lbs
4' x 12' x 4"	3,380 lbs	8' x 16' x 4"	7,154 lbs
4' x 16' x 4"	4,130 lbs	8' x 20' x 4"	8,920 lbs
4' x 20' x 4"	4,970 lbs	8' x 24' x 4"	11,420 lbs
4' x 24' x 4"	5,665 lbs	8' x 24' x 6"	12,290 lbs
6' x 10' x 4"	4,120 lbs	8' x 32' x 8"	20,224 lbs
6' x 12' x 4"	4,790 lbs	10' x 8' x 3"	5,220 lbs
6' x 16' x 4"	5,970 lbs	10' x 10' x 4"	6,268 lbs
6' x 20' x 4"	7,220 lbs	10' x 12' x 4"	7,432 lbs
6' x 24' x 4"	7,896 lbs	10' x 16' x 4"	9,040 lbs
6' x 24' x 6"	11,394 lbs	10' x 20' x 4"	10,890 lbs
8' x 8' x 4"	2,990 lbs	10' x 24' x 6"	13,912 lbs
8' x 10' x 3"	4,938 lbs	10' x 32' x 8"	25,289 lbs
8' x 10' x 4"	5,090 lbs		

**Pipe Spreader – 44 lbs per lf**

8' Boxes" have a pipe clearance of 60"Min – 66" Max  
10' Boxes have a pipe clearance of 69" Min – 85" Max

### Aluminum Trench Boxes

4' x 8'	1,262 lbs	6' x 14'	2,341 lbs
4' x 10'	1,481 lbs	6' x 16'	1,600 lbs
4' x 12'	1,610 lbs	8' x 8'	1,848 lbs
4' x 14'	1,893 lbs	8' x 10'	2,169 lbs
4' x 16'	2,020 lbs	8' x 12'	2,476 lbs
6' x 8'	1,563 lbs	8' x 14'	2,792 lbs
6' x 10'	1,823 lbs	8' x 16'	3,200 lbs
6' x 12'	2,082 lbs		



### Sifter Screen Box



1" screens  
2" screens  
3" screens  
4" screens  
6" screens

### Pipe Plugs

Single Test	Variable Test
4", 6", 8", 10", & 12"	4" - 6" 6" - 10" 8" - 12" 12" - 18" 15" - 30" 18" - 24" 20" - 36" 24" - 48" 36" - 60"



### Steel Crossing Plates

Size	Weight	Size	Weight	Size	Weight
4' x 6'	984 lbs	5' x 12'	2,460 lbs	8' x 12'	3,936 lbs
4' x 8'	1,312 lbs	6' x 10'	2,460 lbs	8' x 15'	4,920 lbs
4' x 10'	1,640 lbs	6' x 12'	2,952 lbs	8' x 16"	5,227 lbs
5' x 8'	1,640 lbs	8' x 8'	2,734 lbs	8'x20'x1"	6,234 lbs
5' x 10'	2,050 lbs	8' x 10'	3,280 lbs	8'x20'x1½"	9,760 lbs

36" Manhole Covers

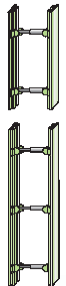
with **PAVEMENT MILLING SERVICES**

### Hydraulic Shoring

Rail Sizes	Cylinder Sizes	Color
2'	17" - 27"	Yellow
3.5'	22" - 36"	Red
5'	28" - 46"	Green
7'	34" - 55"	Blue
9'	42" - 69"	Brown
12'	52" - 88"	Black
16'		
20'		

Extensions available up to 143" wide

with **SHORING PANELS**



### Trench Bridges



8' Steel Bridge  
10' Steel Bridge  
12' Steel Bridge  
16' Steel Bridge

### Bedding Boxes

5 Yard  
7 Yard  
9 Yard  
12 Yard



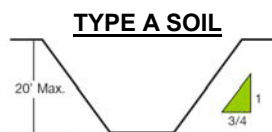
### Leak Locator



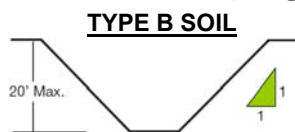
### Barrier Wall



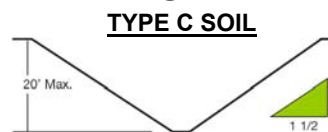
### OSHA Sloping & Benching Standards



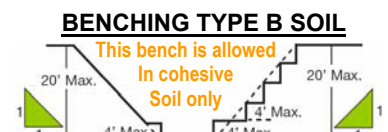
Simple Slope – General



Simple Slope



Simple Slope



Single Bench Multiple Bench



## Trench Shore Rentals

3020 S. 19th Avenue  
Phoenix, AZ 85009  
(602) 253-3311

4360 E. Tennessee  
Tucson, AZ 85714  
(520) 352-3311

3540 Lee Blvd  
El Paso, TX 79936  
(915) 855-7100

## Trebor Shoring Rentals

663 Greenfield Drive  
El Cajon, CA 92021  
(619) 441-3330 • (800) 321-5285

**24 HOUR SERVICE - STATEWIDE**  
**- FREE JOBSITE EVALUATIONS -**

# Equipment List




### Build-A-Box

From 3' x 3' to 10' x 10'  
Available in 2, 3, or 4 sided boxes

#### Panel Sizes

3' x 2' x 3'	3' x 2' x 4'	3' x 2' x 5'
3' x 2' x 7'	3' x 2' x 8'	3' x 2' x 10'

### Deflection Gauge



4", 6", 8", 10", 12",  
15", 18", and 24"

### Pipe Laser



### Plate Compactor



### Jumping Jack



### Confined Space Equipment

Gas Monitor	8" A/C Blower
Tripod System	8" D/C Blower
	12" A/C Blower
	12" D/C Blower

### Competent Person Training

**Competent Person Training for Excavation Awareness and Confined Space. Contact your local TSR office to set up your training classes, available in English and Spanish.**

### Ten Commandments Of Trenching

1. A competent person must inspect the trench prior to the start of work and prior to employee entrance.
2. A proper protective system must exist at 5 feet or more in depth.
3. Spoils must be at least 2 ft from edge of trench.
4. Ladders or ramps are required when trenches are 4 ft or more in depth.
5. 25 ft is the maximum distance a person can be from a ladder or ramp.
6. Ladders must be tied off.
7. Trench boxes must extend to the top of the excavation.
8. A trench shield must be within 2 ft of bottom of the trench.
9. Class B soils must be sloped or benched at 1:1.
10. Class C soils must be sloped 1.5:1.

### Manhole Boxes

#### 2 SIDED BOXES



Size	Weight
4' x 8'	4,631 lbs
8' x 8'	6,992 lbs
8' x 10'	8,914 lbs
10' x 8'	8,914 lbs

#### 4 SIDED BOXES



Size	Weight
4' x 8' x 8'	2,863 lbs
4' x 10' x 10'	3,100 lbs
6' x 8' x 8'	5,348 lbs
8' x 8' x 8'	6,636 lbs
8' x 10' x 10'	7,392 lbs

8' x 8' and 10' x 8' boxes are high clearance and are rated for over 30' of depth in C-60 soil

### Slide Rail Systems

**1<sup>st</sup> Company in California to Carry Slide Rail Systems**



We offer multiple configurations including:  
• Pit System • Pipeline System  
• Triple System

### Pipe Puller



### Cold Mix



### Pipe Tongs



### Barricades/Signs



**FREE DELIVERY WITH YOUR SHORING**